

300498

2017-80



2017

2017 08

(

)

1

1

;2

;3

;4

;5

;

6

;7

;8

;9

;10

,

| | |
|-------|-----|
| | 2 |
| | 5 |
| | 8 |
| | 19 |
| | 37 |
| | 58 |
| | 63 |
| | 64 |
| | 66 |
| | 70 |
| | 206 |



| | | |
|--|--|--|
| | | |
| | | |
| | | |
| | | |
| | | |
| | | |

| | | | |
|--|--|--|--------|
| | | | 300498 |
| | | | |
| | | | |
| | | | |
| | GUANGDONG WENS FOODSTUFF GROUP CO., LTD. | | |
| | | | |

| | | |
|--|--|--|
| | | |
| | | |

| | | | | | |
|--|--|--|--|--|--|
| | | | | | |
|--|--|--|--|--|--|

| |
|--|
| |
|--|

2016 06

| | | | |
|--|--|-------------------|-------------------|
| | | 27,512,097,994.15 | 30,460,892,904.63 |
|--|--|-------------------|-------------------|

0.7%

2017 6

0.5%

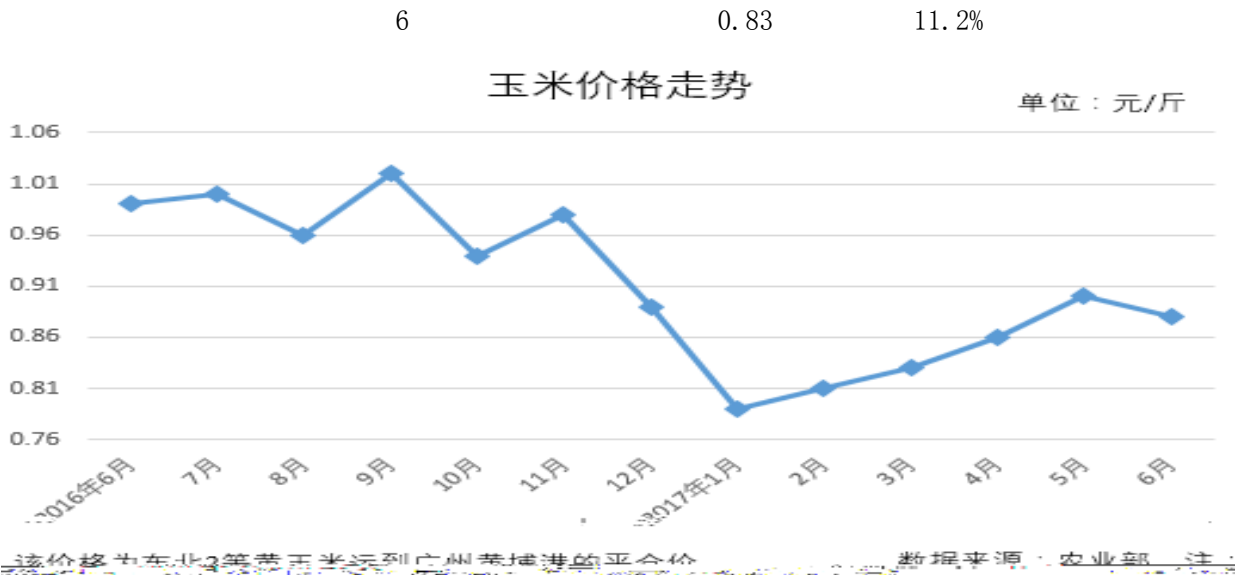
2.4%

PSY

3

1

2017 6



2


2017 6

1.18

0.6%

1.29

6.9%



3

6


4

1

1

4.2%

3.5% 3.8%



1

| | |
|--|--------|
| | |
| | 11.56% |
| | 4.74% |

" + " 30

10 68 500

" " " "

" "

200

| | | | | | |
|---|--|---|----------------|-----------|---|
| | | + | | + | 2 |
| 4 | | | | 2 | |
| | | | 2017 3 4 21 | | |
| 5 | | | 1500 1 | 1 9000 | 2 |
| | | | GBS | | 3 |
| 6 | | | | GBS | |
| | | | S22 | | |
| | | | | S21 | |
| | | | 2315 | GWAS | |
| | | | 8 | | |
| | | | 100kg | QTL | |

7

| | | | | |
|--|--|--|--|--|
| | | | | |
|--|--|--|--|--|

8

| | | | | |
|--|--|----|--|--|
| | | dw | | |
|--|--|----|--|--|

9

2.8

8.1

"

"

43

255

94

156

5

10

"

"

"

=

"

()

1

2016

2

"

"

ERP

IO

3

20

10

30

"

"

| | | | | | | | |
|-------|------|--------|------|--------|--------|------|-------|
| | | 2017 | | 38.1 | | 6.9% | |
| 12932 | | | 7.3% | | 735 | | 66.8% |
| | | | | 3892 | | 1.0% | 0.8 |
| | 2493 | | 0.8% | 0.6 | | | 1.4 |
| 131 | 0.9% | H7N9 | | | | | |
| | " | | | | " | | |
| 1 | | | | --- | | | |
| 2 | | | | | | | |
| | | 897.12 | | 11.46% | 165.81 | | 6.80% |
| " | " | | | | | | |
| | | | | | 8 | | 273.8 |

3

3.81

4.65%

59.16

26.30%

H7N9

4

H7N9

H7N9

H7N9

8

5

1.13

316.12%

32.12%

1

"

" "

" "

"


" " " "


| | | | | |
|--|-------------------|-------------------|---------|--|
| | | | | |
| | 25,123,515,277.80 | 28,359,451,832.88 | -11.41% | |
| | 21,783,903,725.47 | 19,414,488,568.32 | 12.20% | |
| | 282,380,453.19 | 243,250,942.78 | 16.09% | |
| | 1,272,316,354.98 | 1,172,369,002.53 | 8.53% | |
| | -72,296,887.76 | -48,239,498.72 | -49.87% | |
| | 89,574,185.24 | 54,747,327.75 | 63.61% | |
| | 83,090,316.20 | 75,198,465.68 | 10.49% | |
| | 437,426,956.55 | 7,773,351,169.41 | -94.37% | |
| | -20,885,679.52 | -4,505,977,511.60 | 99.54% | |
| | -546,964,104.58 | -3,638,371,076.67 | 84.97% | |
| | -130,021,878.37 | -368,973,452.14 | 64.76% | |

10%

| | | | | | | |
|--|-------------------|-------------------|---------|---------|--------|---------|
| | | | | | | |
| | | | | | | |
| | 24,144,827,033.85 | 21,261,448,165.22 | 11.94% | -12.44% | 11.94% | -19.18% |
| | | | | | | |
| | 17,325,931,530.97 | 13,055,234,979.49 | 24.65% | -6.23% | 18.31% | -15.63% |
| | 6,209,869,969.87 | 7,548,799,651.70 | -21.56% | -26.40% | 1.97% | -33.82% |

| | | | | | | |
|--|-------------------|-------------------|--------|---------|--|--|
| | | | | | | |
| | 13,015,457,744.28 | 10,974,811,502.57 | 15.68% | -15.88% | | |






2

| | () | (1) | (2) | (3) (2)/(1) | | | | | | | |
|------|-----|--------|--------|----------------|----------|--------|---------------|----------|---------------|--|--|
| | | 10,000 | 10,000 | 8.81 | 9,362.66 | 93.63% | 2014 12 31 | 4,474.4 | 40,288.1 1 | | |
| | | 7,000 | 7,000 | 0 | 4,510.49 | 64.44% | 2013 10 30 | 424.3 | 7,202.42 | | |
| | | 7,000 | 7,000 | 0 | 5,694.6 | 81.35% | 2013 06 30 | 1,129.82 | 8,494.94 | | |
| 8000 | | 7,000 | 7,000 | 403.98 | 6,034.63 | 86.21% | 2015 12 31 | 1,750.33 | 11,994.4 7 | | |
| | | 6,000 | 6,000 | 0 | 616.45 | 10.27% | | 0 | -98.91 | | |
| | | 6,000 | 6,000 | 77.03 | 4,747.46 | 79.12% | 2014 12 31 | 0 | 0 | | |

60%



| | |
|---|--------------------|
|) | 2017 04 07 |
|) | 2017 04 27 |
| | 2017 900,000.00 |

2

| | | | | | | | | | | | |
|---|--|--|--|---|---------------|---------------|---|--|----------|-------|---------|
| | | | | | | | | | | | |
| | | | | | 2017 01 01 | 2017 06 30 | | | 765.67 | 0.03% | -237.31 |
| | | | | | 2017 01 01 | 2017 06 30 | | | 2,857.2 | 0.10% | -56.54 |
| | | | | 0 | -- | -- | 0 | | 3,622.87 | 0.13% | -293.85 |
| | | | | | | | | | | | |
| | | | | | | | | | | | |
|) | | | | | | | | | | | |
|) | | | | | | | | | | | |
| | <p style="text-align: center;">1</p> <p style="text-align: center;">2</p> <p style="text-align: center;">3</p> <p style="text-align: center;">4</p> <p style="text-align: center;">5</p> <p style="text-align: center;">1</p> <p style="text-align: center;">2</p> <p style="text-align: center;">3</p> <p style="text-align: center;">4</p> | | | | | | | | | | |



2017 1-9

1

2

3

4

H7N9

5

2004

2009

2011

6

" + "

"

"

"

30

"

"

7

" + "

8

9

10

| | | | 2005 | 2016 |
|------------|-----------|------------|------|-----------|
| | 25,230.40 | 897,673.30 | | 33,441.20 |
| 128,511.60 | | | | |

1

2

3

4


1

| 2016 | | 50.38% | 2017 04 27 | 2017 04 27 | 2017 4 27 www.cninfo.com.cn 2016 |
|------|--|--------|------------|------------|--|

2

| | | | 1 | | 2015 11 02 | |
|--|--|--|---|---|---------------|--|
| | | | | 2 | | |

| | | | | | | |
|--|--|---|---|---|---------|--|
| | | | 2 | | | |
| | | | 1 | | | |
| | | | 2 | | | |
| | | | | | 3 | |
| | | | | 1 | | |
| | | | | | 2 | |
| | | | | | 3 | |
| | | | 4 | | | |
| | | | 4 | | | |
| | | 1 | | | | |
| | | | | 2 | | |
| | | | | 3 | | |
| | | | | | 5 | |
| | | | 1 | | | |
| | | | | | 2 | |
| | | | | | | |
| | | 1 | | | | |
| | | | 2 | | | |
| | | | | | 2015 11 | |
| | | | | | 02 | |
| | | | | | | |
| | | | | 3 | | |



4

| | | | | | | |
|--|--|--|---|-----|---------------|--|
| | | | 3 | | | |
| | | | | 30% | 2015 11 02 | |

1

2

| | | | | | | |
|--|----|--|--|--------------------------|--|--|
| | 50 | | <p>1</p> <p>/</p> <p>/</p> <p>2</p> <p>3</p> | <p>2015 11</p> <p>02</p> | | |
| | | | <p>1</p> <p>2</p> <p>3</p> | <p>2016 02</p> <p>01</p> | | |
| | 49 | | / | <p>2016 05</p> <p>06</p> | | |

| | | | | | | |
|--|--|--|--|--|--|--|
| | | | | | | |
| | | | | | | |
| | | | | | | |
| | | | | | | |

()


()

()

()

2016 <2016
> 2016 2 3
2016-015 2016
2016 4 14 2016
2016-044
2016 8 11
2016 8 12 2016
2016 11 10 2016
2016 11 14 2016
2016-115
2016 11 30
2016 11 30
2016-119
2016 2017
2 23 2016
(2017-007)
2017 5 26 2016 2016
2017 5 26
2016
2017-055
2017 8 4
2017 8 4
2017-73 2017

1



4

5

1

1

2

3

2

1

| | | |
|------------|------------|------------|
| [Redacted] | | |
| [Redacted] | [Redacted] | [Redacted] |
| [Redacted] | [Redacted] | [Redacted] |

| | | | | | | | | |
|----|---|--------|---------------|------------|--|---------------------------|--|--|
| | | | | | | | | |
| | 2015 11 24 | 10,000 | 2016 06 20 | 0 | | 2016.06.20- 2018.12.31 | | |
| | 2015 11 24 | 19,000 | 2016 12 21 | 0 | | 2016.07.28- 2017.07.27 | | |
| | 2015 11 24 | 15,000 | 2017 02 13 | 0 | | 2016.07.28- 2017.07.27 | | |
| 54 | 2015 11 24 | 18,000 | 2015 11 02 | 12,329.4 | | 2015.11.02-2 020.12.31 | | |
| 86 | 2015 11 24 | 25,000 | 2017 01 01 | 77,680.07 | | 2017.01.01- 2017.12.31 | | |
| 86 | 2015 11 24 | 13,000 | 2016 02 29 | 18,895.85 | | 2016.02.29- 2018.02.28 | | |
| 49 | 2015 11 24 2016 8 26 | 3,800 | 2016 04 01 | 14,675.29 | | 2016.04.01- 2017.04.01 | | |
| 57 | 2016 3 29 | 5,000 | 2016 04 08 | 370.26 | | 2016.04.08- 2020.12.31 | | |
| 96 | 2015 11 24 2016 3 29 2016 8 26 | 33,310 | 2016 05 26 | 134,106.91 | | 2016.05.26- 2018.05.25 | | |
| 91 | 2016 8 26 | 3,000 | 2016 09 27 | 5,443.93 | | | | |

| | | | | | | | | |
|----------|--|---------|--|----------|--|--|--|-----------|
| | | | | | | | | |
| | | | | | | | | |
| | | | | | | | | |
| A1+B1+C1 | | 106,800 | | A2+B2+C2 | | | | 331,905.9 |
| A3+B3+C3 | | 639,670 | | A4+B4+C4 | | | | 25,736.96 |
| A4+B4+C4 | | | | 0.94% | | | | |
| | | | | | | | | |
| D | | | | 0 | | | | |
| E 70% | | | | 9,905.07 | | | | |
| F 50% | | | | 0 | | | | |
| D+E+F | | | | 9,905.07 | | | | |
| | | | | | | | | |
| | | | | | | | | |

2

3

1

1

" + "

5.74

" "

2017

9632

1978

2795

2

| | | |
|----|--|----------|
| | | / |
| | | |
| 1. | | 1,118.62 |
| 2. | | |

| | | | | | | | | | |
|--|--|---|---|---|---|--|-----------------------|--------------------|--|
| | | | | | COD 28mg/L 4.01mg/L | DB44/26-2001 GB14554-93 GB12348-2008 2 | 47.6509 | 0.26 / | |
| | | 1 | 1 | 1 | pH 6.18 COD 23.17 19.1 SS 107.75 | GB18596-2001 GB12348-2008 2 | COD:3.8 0.33 / | COD / / / | |

GB14554-93

GB12348-2008 2



MC 8ET C q 92.42 673.78D6 46.87d 49B 56.46.E733 0.4800.480 g /C256.94.E733 3500.480 g /C291.94.E733 0.4800.480 g /C292

| | | | | | | | | | |
|--|--|--|---|--|-----------------------|--|------------------------------|-----------------------|---|
| | | | | | | | 729kg | / | |
| | | | | | | GB/T18921-2002 (GB18596-2001) GB12348-2008 2 | | | / |
| | | | 1 | | COD 00mg/L | GB18596-2001 | 2017 COD 243kg 36kg | COD / / | |

1

1

| | | | | | | | | | |
|--|--|--|--|--|--|--|--|-------------|--|
| | | | | | 4.2 mg/L 1.15 mg/L 11 mg/L | | | 0.16 t/a | |
|--|--|--|--|--|--|--|--|-------------|--|

+ A0

- -

1

2017 4 25

2017-046

2017 6 6 2017

6 21

2017-058 2017-064

2

2016 12 31

2017 6 23

2017 1 3

2017 6 23

(2017-001 2017-65

3 2016

2017-061

2017 8 7

2017 8 8

2017-75

2016

2016

2017 5 26

5, 220, 356, 227 2017

5 31 ,

| | | 2017 | | | 2016 | | |
|--|------------------|--------|--------|--------|--------|--------|--------|
| | | / | / | / | / | / | / |
| | 4,350,296,856.00 | 0.4161 | 0.4161 | 6.3242 | 2.7101 | 2.7101 | 7.0020 |
| | 5,220,356,227.00 | 0.3468 | 0.3468 | 5.2702 | 2.2584 | 2.2584 | 5.8350 |

| | | | |
|--|-------------|--|------------|
| | | | |
| | | | |
| | 135,448,114 | | 27,089,623 |

| | |
|--|------------------|
| | |
| | |
| | 150,984,000 2018 |
| | 11 2 |

| | | | | | | | |
|--|-------------|--|------------|-------------|------------------------|-------------|---------------------|
| | | | | | | | |
| | 102,819,600 | | 20,563,920 | 123,383,520 | 123,383,520 | 123,383,520 | 2018 11 2 |
| | 96,000,000 | | 19,200,000 | 115,200,000 | 115,200,000 | 115,200,000 | 2018 11 2 |
| | 93,204,000 | | 19,226,610 | 112,430,610 | 111,844,800 585,810 | 111,844,800 | 2018 11 2 25% |
| | 92,829,302 | | 18,565,859 | 111,395,161 | 111,395,161 | | 25% |
| | 85,277,783 | | 13,471,784 | | | | |


| | | 4.15% | 216,716,982 | 36,119,497 | 162,537,737 | 54,179,245 | | |
|----|---|-------|-------------|------------|-------------|-------------|--|-----------|
| | | 2.85% | 148,526,882 | 24,754,480 | 111,395,161 | 37,131,721 | | |
| | | 2.74% | 142,839,961 | 23,806,660 | 138,938,131 | 3,901,830 | | |
| | | 2.68% | 139,824,250 | 23,304,042 | 123,383,520 | 16,440,730 | | |
| | | 2.52% | 131,666,089 | 21,944,348 | 98,749,567 | 32,916,522 | | 1,851,774 |
| | | 2.48% | 129,239,380 | 21,539,897 | 115,200,000 | 14,039,380 | | |
| | | 2.42% | 126,208,835 | 21,685,706 | 112,430,610 | 13,778,225 | | |
| | | 2.08% | 108,775,999 | 18,129,333 | 81,581,999 | 27,194,000 | | |
| | | 2.03% | 105,924,473 | 17,654,079 | 79,443,354 | 26,481,119 | | 3,856,041 |
| | | 2.02% | 105,409,878 | 17,568,313 | | 105,409,878 | | |
| 10 | 3 | | | | | | | |
| | | | | | | | | |
| 10 | | | | | | | | |
| | | | | | | | | |

10

10

10

10



| | | | | | | | | | |
|--|----|----|---------------|---------|---|---------------|---|---|---|
| | | | 948,000 | | | 1,137,600 | | | |
| | | | 71,136,458 | | | 85,363,750 | | | |
| | | | 792,000 | | | 950,400 | | | |
| | -- | -- | 1,208,242,395 | 820,080 | 0 | 1,450,710,954 | 0 | 0 | 0 |

| | | | | | | | | | |
|--|--|--|--|------|----|----|--|--|--|
| | | | | | | | | | |
| | | | | 2017 | 04 | 06 | | | |

2017 04 06

| | | | | | | | |
|--|--|--|--|--|--|--|--|
| | | | | | | | |
|--|--|--|--|--|--|--|--|

2017

17

01 112506

2017 03 20

2022 03 20

50,000 4.60%

| | | | |
|--|------------|--------------|------------|
| | 2015 11 21 | 31 | 2015 12 10 |
| | 2015 | | 50 |
| | | [2016]596 | |
| | | 50 | |
| | | 5 | |
| | | | 0 |
| | | 644459968003 | |
| | | | |

2017 5 22

2017 4 11

| | | | |
|--|---------|---------|---------|
| | | | |
| | 141.98% | 187.56% | -45.58% |
| | 30.44% | 24.27% | 6.17% |
| | 42.50% | 79.22% | -36.72% |

2017 4 7

2017-034

| | | |
|--|-------------------|-------------------|
| | | |
| | | |
| | 3,004,512,098.97 | 6,414,092,744.69 |
| | 15,089,448,897.76 | 18,445,975,446.15 |
| | | |
| | | |
| | 4,388,452,419.11 | 4,303,852,185.79 |
| | | |
| | | |
| | 707,115,147.92 | 658,729,448.20 |
| | 46,269,249.54 | 47,599,192.32 |
| | 11,909,233,008.69 | 11,370,522,731.12 |
| | 3,080,711,040.48 | 1,945,690,518.07 |
| | | |
| | | |
| | 3,292,000,709.26 | 3,091,091,045.58 |
| | | |
| | 863,918,047.60 | 783,765,536.61 |
| | | |
| | 126,368,379.51 | 126,368,379.51 |
| | 559,362,871.23 | 466,770,415.25 |
| | 72,694,244.50 | 14,896,994.37 |
| | 148,961,611.85 | 182,889,268.54 |
| | 25,195,086,729.69 | 22,992,175,715.36 |
| | 40,284,535,627.45 | 41,438,151,161.51 |
| | | |

| | | |
|--|------------------|------------------|
| | 1,977,684,252.24 | 2,648,675,640.10 |
| | 365,282,219.47 | 333,592,221.04 |
| | | |
| | | |
| | 493,601,118.36 | 2,000,960,475.44 |
| | 87,540,030.64 | 83,285,919.66 |
| | 10,855,824.38 | |
| | 1,326,666.90 | 705,172.09 |
| | 4,991,130,876.87 | 4,767,708,768.58 |
| | | |

| | | |
|--|-------------------|-------------------|
| | | |
| | | |
| | 4,843,858,330.26 | 5,713,917,701.26 |
| | | |
| | 47,903,266.25 | 456,611,834.46 |
| | | |
| | 1,300,894,788.66 | 1,300,894,788.66 |
| | | |
| | 16,099,085,381.98 | 18,639,171,724.25 |
| | 27,512,097,994.15 | 30,460,892,904.63 |
| | 510,593,468.41 | 918,478,935.41 |
| | 28,022,691,462.56 | 31,379,371,840.04 |
| | 40,284,535,627.45 | 41,438,151,161.51 |

| | | |
|--|------------------|------------------|
| | | |
| | 982,820,980.47 | 732,820,980.47 |
| | | |
| | | |
| | 6,673,039,508.35 | 6,366,504,124.40 |
| | 13,722,026.63 | 14,433,222.65 |
| | 384,707,500.77 | 390,247,332.99 |
| | 487,917,723.03 | 414,953,530.68 |
| | | |
| | | |
| | 11,994,248.79 | 20,030,245.47 |
| | | |
| | 37,836,161.62 | 37,501,628.76 |

| | | |
|--|------------------|------------------|
| | | |
| | | |
| | 6,407,483,537.84 | 8,679,128,692.81 |
| | | |
| | 1,000,000,000.00 | |
| | 496,223,439.21 | |
| | | |
| | | |
| | | |
| | 2,437,090.24 | |
| | | |
| | 21,526,791.07 | 31,797,600.70 |

| | | |
|--|-------------------|-------------------|
| | | |
| | 25,123,515,277.80 | 28,359,451,832.88 |
| | 25,123,515,277.80 | 28,359,451,832.88 |
| | | |
| | | |
| | | |
| | 23,496,926,673.23 | 20,839,631,622.62 |
| | 21,783,903,725.47 | 19,414,488,568.32 |
| | | |
| | | |
| | | |
| | | |
| | | |

| | | |
|--|------------------|------------------|
| | 1,794,035,106.58 | 7,577,607,673.13 |
| | 1,810,210,513.73 | 7,226,610,442.58 |
| | -16,175,407.15 | 350,997,230.55 |
| | -408,772,667.05 | 180,496,046.34 |
| | -408,708,568.21 | 180,496,046.34 |
| | | |
| | | |

4

| | | |
|--|-------------------|------------------|
| | | |
| | 621,620,833.19 | 711,656,735.61 |
| | 650,570,835.51 | 634,014,349.89 |
| | 338,266.55 | 55,606.67 |
| | 13,473,996.81 | 14,402,621.51 |
| | 137,724,294.18 | 124,458,577.82 |
| | -86,009,430.32 | -63,707,018.85 |
| | 9,058,847.34 | 1,204,825.31 |
| | 2,380.00 | |
| | 11,534,493,331.51 | 5,676,739,687.94 |
| | 695,715.95 | 921,988.79 |
| | | |
| | 11,430,959,734.63 | 5,677,967,461.20 |
| | 12,579,486.91 | 13,074,876.42 |
| | 9,996.42 | 149,677.14 |
| | 12,258,632.62 | 1,505,138.31 |
| | 327,497.12 | 682,956.55 |
| | | |


| | | |
|----|--|--|
| 1. | | |
| | | |

| | | |
|--|-------------------|-------------------|
| | 8,067,011.02 | 7,383,174.56 |
| | 59,919,668.66 | 337,491,978.01 |
| | 24,482,407,336.82 | 28,052,266,639.60 |
| | 19,359,656,062.80 | 16,901,743,669.13 |
| | | |
| | | |
| | | |
| | | |
| | | |
| | 3,677,951,631.10 | 2,590,397,621.61 |
| | 205,473,421.99 | 108,093,665.43 |

| | | |
|--|--------------|--------------|
| | 6,105,000.00 | 1,500,000.00 |
| | | |


| | | |
|--|-------------------|------------------|
| | -295,664,351.92 | -30,558,691.37 |
| | | |
| | 3,467,807,321.60 | 4,715,779.71 |
| | 11,651,443,835.17 | 5,675,949,735.44 |
| | 24,211,697.39 | 28,629,961.87 |
| | | |
| | | |
| | 15,143,462,854.16 | 5,709,295,477.02 |
| | 110,836,475.61 | 88,059,561.32 |
| | 557,470,000.00 | 933,622,896.55 |
| | | |
| | 14,174,237,262.12 | 1,673,663,401.87 |
| | 14,842,543,737.73 | 2,695,345,859.74 |
| | 300,919,116.43 | 3,013,949,617.28 |
| | | |
| | | |

7



0 Æ: ø O [%ooNÍ

| | | | | | | | | | | | | | |
|--|--------------------------|--|--|--|--------------------------|--|-------------------|--|--------------------|--|---------------------------|--------------------|---------------------------|
| | 247,38 0.00 | | | | 27,297. 12 | | 752.89 | | ,049.35 | | 388,307 .00 | ,930.29 | 638,716 .65 |
| | | | | | | | | | | | | | |
| | | | | | | | | | | | | | |
| | | | | | | | | | | | | | |
| | | | | | | | | | | | | | |
| | 3,625, 247,38 0.00 | | | | 6,444,4 27,297. 12 | | 56,424, 752.89 | | 750,571 ,049.35 | | 11,387, 388,307 .00 | 765,579 ,930.29 | 23,029, 638,716 .65 |

4,350,29

6,856.00

|5,768,373|

|,481.85|

| | | | | | | | | | | | |
|---|----------------------|--|--|--|----------------------|--|--|--|----------------------|---------------------------|-----------------------|
| 2 | | | | | | | | | | | |
| | | | | | | | | | | | |
| | 5,220,35 6,227.00 | | | | 4,898,314 ,110.85 | | | | 1,300,894 ,788.66 | 12,568, 298,602 .91 | 23,987,86 3,729.42 |

| | | | | | | | | | | | | |
|--|----------------------|--|--|--|----------------------|--|--|--|--------------------|--------------------------|-----------------------|--|
| | | | | | | | | | | | | |
| | | | | | | | | | | | | |
| | | | | | | | | | | | | |
| | 3,625,24 7,380.00 | | | | 6,493,422 ,957.85 | | | | 750,571,0 49.35 | 4,522,1 73,334. 23 | 15,391,41 4,721.43 | |
| | | | | | | | | | | | | |
| | | | | | | | | | | | | |
| | | | | | | | | | | | | |



39.31 95,857. 2,118.00
31

[99]

951

3

9

4

5

2017 8 14

6

252

"

1

—

15

—

(2014)

2

12

12

" "

16

" "

19

11

" "

" "

28

"

1

2

1 1 12 31

3

12

4

5

1

" "

2

6

(1)

(2)

(1)

(2)

(1)

(2)

4

5

6

11

1

| | |
|--|-----|
| | 100 |
| | |

2

| | |
|--|--|
| | |
| | |
| | |

óBrĚ@-`

óBrĚ@-`

14

1

2

16**1****2**

| | | 12-20 | 5.00% | 4.75%-7.92% |
|--|--|-------|-------|---------------|
| | | 3-5 | 4.00% | 19.20%-32.00% |
| | | 5-10 | 4.00% | 9.60%-19.20% |
| | | 5-10 | 4.00% | 9.60%-19.20% |

3**17**

19

1

2

3

| | | % | |
|--|-------|-------------|---------------|
| | 1-3.5 | 14.00-72.5 | 1,100 / |
| | 4-4.5 | 15.19-22.84 | 500 / 1,000 / |
| | 5 | 17.00 | 3,000 / |
| | 6 | 16.67 | - |

20**21****1**

23

24

1

2

3

2

3

4

5

6

3

4

1

2

27

28

1

1

2

3

4

1

2

2

3

1

2

29

1

3

1

2

1

2

31

1

2

32

33

1

2008 11 5 34
13%

[2001]121

" [2009]9 "
6%

[2014]57 "

2014 7 1 6% 3%

17%

2

2008 1 1

2010 1 1

2010 2

" "

2008 1 1

2008 1 1

2014 10 10

" GR201444000754"

2014-2016

15%

2014 10 10

" GR201444001386"

2014-2016

15%

3

2017 7 1

13%

2017 37)
13%

11%

1

| | | |
|--|----------------|----------------|
| | | |
| | 1,894,524.07 | 1,979,731.26 |
| | 446,206,694.72 | 675,425,441.66 |
| | 213,706,812.04 | 114,424,736.28 |
| | 661,808,030.83 | 791,829,909.20 |
| | 17,557,896.49 | 19,386,819.60 |

2

| | | |
|--|----------------|----------------|
| | | |
| | 132,915,984.40 | 148,351,536.13 |
| | 132,913,604.40 | 148,351,536.13 |
| | 2,380.00 | |
| | 132,915,984.40 | 148,351,536.13 |

3

4

1

| | | |
|--|--|-----------|
| | | |
| | | 50,000.00 |
| | | 50,000.00 |

2
3
4
5
1

| | | | | | | | | | | |
|--|--------------------|---------|-------------------|-------|--------------------|--------------------|---------|-------------------|-------|------|
| | | | | | | | | | | |
| | | | | | | | | | | |
| | | | | | | | | | | |
| | 248,831, 638.66 | 100.00% | 15,738,4 06.83 | 6.32% | 233,093,2 31.83 | 153,869 ,360.52 | 100.00% | 10,023,24 7.35 | 6.51% | 3.17 |

2

6,114,092.23

0.00

3

| | |
|--|------------|
| | |
| | 398,932.75 |

4

| | | 2017/6/30 | (%) | |
|--|--|---------------|-------|--------------|
| | | 23,752,612.50 | 9.55 | 1,187,630.63 |
| | | 13,508,279.10 | 5.43 | 899,156.77 |
| | | 13,397,140.50 | 5.38 | 669,857.03 |
| | | 6,259,959.20 | 2.52 | 312,997.96 |
| | | 4,938,340.00 | 1.98 | 246,917.00 |
| | | 61,856,331.30 | 24.86 | 3,316,559.39 |

1

10%

5

6

6

1

| 1 | 183,070,913.93 | 98.95% | 105,129,008.70 | 98.28% |
|-----|----------------|--------|----------------|--------|
| 1 2 | 1,537,244.65 | 0.83% | 1,357,828.14 | 1.27% |
| 2 3 | 375,480.78 | 0.20% | 394,480.04 | 0.37% |
| 3 | 33,846.44 | 0.02% | 92,000.00 | 0.08% |
| | 185,017,485.80 | -- | 106,973,316.88 | -- |

1

2

| | 2017/6/30 | | (%) |
|--|-----------|--|-----|
|--|-----------|--|-----|

19,451,649.35

(%)@P&A

| | | |
|--|----------------|----------------|
| | 239,215,861.07 | 138,694,483.20 |
| | 178,816,296.00 | 84,411,618.33 |
| | 14,082,771.54 | 15,151,781.89 |
| | | 363,171.75 |
| | 111,064,505.99 | 99,377,699.58 |
| | 543,179,434.60 | 337,998,754.75 |

5

| | | | | | |
|--|----|----------------|-----|--------|---------------|
| | | | | | |
| | | 100,000,000.00 | 1 | 18.41% | 5,000,000.00 |
| | | 27,283,000.00 | 1-2 | 5.02% | 2,728,300.00 |
| | | 20,280,000.00 | 1 | 3.73% | 1,014,000.00 |
| | | 8,700,000.00 | 1 | 1.60% | 435,000.00 |
| | | 3,906,000.00 | 2-3 | 0.72% | 1,171,800.00 |
| | -- | 160,169,000.00 | -- | 29.49% | 10,349,100.00 |

6

7

8

10

1

| | | | | |
|--|--|--|--|--|
| | | | | |
| | | | | |

4

11

12

13

| | | |
|--|------------------|------------------|
| | | |
| | 2,833,000,000.00 | 6,101,000,000.00 |
| | 76,508,974.10 | 47,639,504.93 |
| | 6,440,943.07 | 6,597,317.76 |
| | 1,522,181.80 | |
| | 87,040,000.00 | 258,855,922.00 |
| | 3,004,512,098.97 | 6,414,092,744.69 |

14

1

| | | | | | | |
|--|----------------|--|----------------|-----------------|--|------------------|
| | | | | | | |
| | | | | | | |
| | 4,388,452,419. | | 4,388,452,419. | 4,303,852,185.7 | | 4,303,852,185.79 |
| | 11 | | 11 | 9 | | |
| | 2,794,733,587. | | 2,794,733,587. | 2,900,159,785.6 | | |
| | 50 | | 50 | 3 | | |



| | | | | | | | | | | |
|--|----------------|--|---------------|----------------|--|--|--|--|-------|--------------|
| | | | | | | | | | | |
| | 10,000,000.00 | | | 10,000,000.00 | | | | | 6.67% | |
| | 47,502,021.60 | | | 47,502,021.60 | | | | | 0.95% | 1,467,180.00 |
| | 119,000,000.00 | | | 119,000,000.00 | | | | | 4.41% | 793,260.00 |
| | 24,779,134.67 | | 24,779,134.67 | | | | | | 4.71% | |
| | 47,500,000.00 | | | 47,500,000.00 | | | | | 2.64% | |

| | | | | | | | | | | | | |
|--------------|--|--|--|--|--|--|--|--|--|--|--|--|
| | | | | | | | | | | | | |
| [Shaded Row] | | | | | | | | | | | | |

| | | | | |
|-----|---------------|--|--|---------------|
| | | | | |
| | | | | |
| 1. | 73,978,136.65 | | | 73,978,136.65 |
| 2. | | | | |
| 1 | | | | |
| 2 \ | | | | |
| \ | | | | |
| 3 | | | | |
| | | | | |
| 3. | | | | |

4.

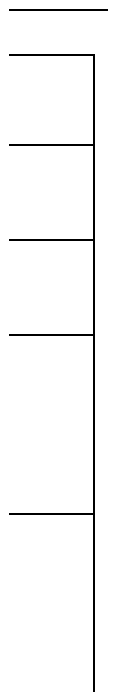
| | | | | | |
|----|----------------|----------------|---------------|---------------|----------------|
| 1 | 259,753,930.38 | 279,527,207.11 | 25,696,108.85 | 10,881,825.74 | 575,859,072.08 |
| | | | | | |
| 3. | 31,007,020.81 | 20,480,558.07 | 1,056,236.45 | 3,107,691.58 | 55,651,506.91 |
| | | | | | |

| | | |
|--|------------------|--|
| | 6,124,433,096.66 | |
|--|------------------|--|

20

1

| | 282,970,094.02 | | 282,970,094.02 | 142,867,051.61 | | 142,867,051.61 |
|--|----------------|--|----------------|----------------|--|----------------|
| | 7,596,061.00 | | 7,596,061.00 | 2,799,676.00 | | 2,799,676.00 |
| | 231,399,649.39 | | 231,399,649.39 | 99,098,360.91 | | 99,098,360.91 |



| | | | | | | | | | | | | |
|--|---------------|---------------|---------------|--------------|--|---------------|---------|--------|--|--|--|--|
| | 85,814,400.00 | 25,235,356.03 | 31,726,716.41 | | | 56,962,072.44 | 66.38% | 68.00% | | | | |
| | 85,480,375.58 | 738,640.00 | 2,768,780.00 | 2,846,680.00 | | 660,740.00 | 102.75% | 99.00% | | | | |
| | 84,030,000.00 | 39,601,911.21 | 25,228,729.16 | | | | | | | | | |

| | | | | | | |
|----------|----------|----------|----------|--------|------------|---------|
| 71,117,6 | 3,731,34 | 994,280. | 4,428,94 | 16,280 | | |
| 00.00 | 5.60 | 00 | 5.60 | .00 | 280,400.00 | 101.14% |

| | | | | |
|----------|----------|----------|----------|------------|
| 64,523,7 | 10,807,6 | 1,424,29 | 11,941,9 | |
| 00.00 | 93.50 | 9.98 | 93.48 | 290,000.00 |

| | | | | | | | | | |
|-----|--------------------|-------------------|----------------------|------------------|-------------------|------------------|--|--|-------------------|
| (1) | 4,681,414. 65 | 416,000.00 | 42,130,426 .55 | | 5,280,008. 07 | 1,378,320. 00 | | | 53,886,169 .27 |
| (2) | 241,985,32 4.22 | 30,199,858 .82 | 1,304,697, 649.54 | 6,590,152, 37 | 78,748,954 .94 | | | | |

| | | | | | |
|----|----------------|---------------|--|---------------|------------------|
| | | | | | |
| 3. | | | | | |
| 1 | | | | | |
| | | | | | |
| 4. | 949,230,223.86 | 65,897,416.18 | | 15,175,389.07 | 1,030,303,029.11 |
| | | | | | |
| 1. | 103,499,792.84 | 33,659,370.07 | | 13,675,152.18 | 150,834,315.09 |
| 2. | 12,209,896.41 | 3,170,500.71 | | | |

28

| | 231,725,085.59 | 58,838,681.23 | 27,618,878.04 | 818,041.50 | 262,126,847.28 |
|--|----------------|---------------|---------------|--------------|----------------|
| | 42,675,830.15 | 14,594,892.80 | 7,345,947.97 | 28,594.27 | 49,896,180.71 |
| | 138,874,437.67 | 34,796,388.10 | 8,662,479.36 | 1,532,504.21 | 163,475,842.20 |
| | 53,495,061.84 | 37,806,205.78 | 6,984,634.49 | 452,632.09 | 83,864,001.04 |
| | | | | | |

2

0.00

32

| | | |
|--|------------|--|
| | | |
| | 117,410.00 | |
| | 117,410.00 | |

33

34

35

1

| | | |
|-----|------------------|------------------|
| | | |
| 1 | 1,952,489,020.61 | 2,629,015,209.79 |
| 1 2 | 18,605,386.39 | 13,014,586.94 |
| 2 3 | 3,259,772.68 | 3,616,021.48 |
| 3 | 3,330,072.56 | 3,029,821.89 |
| | 1,977,684,252.24 | 2,648,675,640.10 |

2

1

| | | |
|--|-----------|------------|
| | 2017/6/30 | 2016/12/31 |
|--|-----------|------------|

| | | |
|---|----------------|----------------|
| 1 | 171,565,537.97 | 226,338,453.39 |
| | 171,565,537.97 | 226,338,453.39 |

36**1**

| | | |
|--|--|--|
| | | |
|--|--|--|

1

357,493,695.16

| | | | | |
|---|------------------|------------------|------------------|----------------|
| 1 | 1,997,109,817.04 | 1,882,849,402.82 | 3,390,275,872.22 | 489,683,347.64 |
| 2 | 9,772.19 | 83,216,560.97 | 83,226,333.16 | |
| 3 | 954,561.61 | 72,200,245.34 | 72,125,081.27 | 1,029,725.68 |
| | 817,734.26 | 59,386,913.52 | 59,365,506.15 | 839,141.63 |
| | 70,670.25 | 7,352,353.09 | 7,305,217.49 | 117,805.85 |
| | | | | |
| | | | | |

42

43

44

45

1

| | | |
|--|------------------|--|
| | | |
| | 1,000,000,000.00 | |
| | 1,000,000,000.00 | |

4.275%~4.75% 2~3 7
 2017 12 6 12 5%

46

1

| | | |
|-------|----------------|--|
| | | |
| 17 01 | 496,223,439.21 | |
| | 496,223,439.21 | |

2

| | | | | | | | | | | |
|-------|----------------|-----------|-----|----------------|----------------|--------------|------------|---|----------------|--|
| | | | | | | | | | | |
| 17 01 | 500,000,000.00 | 2017 3 30 | 5 3 | 496,000,000.00 | 496,000,000.00 | 6,491,935.49 | 223,439.21 | 1 | 496,223,439.21 | |
| -- | -- | -- | | 496,000,000.00 | 496,000,000.00 | 6,491,935.49 | 223,439.21 | 1 | 496,223,439.21 | |

3

4

47

1

| | | |
|--|--------------|--------------|
| | | |
| | 4,550,000.00 | 4,550,000.00 |
| | 4,550,000.00 | 4,550,000.00 |

2014 10 31

1,113.2

658.20 150

305

150

48

1

2

49

| | | | | | |
|--|--|---------------|--|---------------|----|
| | | | | | |
| | | 15,437,090.24 | | 15,437,090.24 | |
| | | 15,437,090.24 | | 15,437,090.24 | -- |

50

51

| | | | | | |
|--|----------------|---------------|---------------|----------------|----|
| | | | | | |
| | 117,607,298.81 | 21,216,710.00 | 20,728,772.23 | 118,095,236.58 | |
| | 117,607,298.81 | 21,216,710.00 | 20,728,772.23 | 118,095,236.58 | -- |

| | | | | | | / |
|--|---------------|--------------|---------------|--------------|---------------|---|
| | 43,625,579.57 | 3,978,900.00 | 12,077,183.31 | 2,632,350.00 | 32,894,946.26 | |
| | 34,371,498.25 | 3,605,800.00 | 1,813,909.17 | | 36,163,389.08 | |
| | 15,280,993.19 | 152,010.00 | 2,028,065.70 | | 13,404,937.49 | |
| | 11,150,637.33 | 360,000.00 | 776,671.00 | | 10,733,966.33 | |

54

1

2

55



58

59

| | | |
|--|----------------|---------------|
| | 33,219,028.37 | 24,882,482.82 |
| | 100,860,838.17 | 88,007,967.45 |
| | 83,468,988.48 | 70,074,408.39 |
| | 6,962,849.02 | 5,208,927.46 |
| | 45,177,553.37 | 44,493,370.05 |

67

| | | |
|--|----------------|---------------|
| | | |
| | -13,472,826.83 | 4,260,698.57 |
| | 2,380.00 | |
| | -117,410.00 | 11,711,240.00 |
| | -13,590,236.83 | 15,971,938.57 |

68

| | | |
|--|---------------|---------------|
| | | |
| | 833,110.80 | 27,497,865.20 |
| | -2,007,000.00 | |
| | 1,408,859.70 | 289,906.46 |

| | | | | | | | | |
|--|--|--|--|--|--|--------------|--------------|--|
| | | | | | | | | |
| | | | | | | 3,079,887.88 | 1,977,209.88 | |

2

| | |
|---|------------------|
| | |
| | 1,883,609,291.82 |
| / | |

3

| | | |
|--|--------------|--|
| | | |
| | 1,317,537.73 | |
| | 1,317,537.73 | |

4**5**

| | | |
|--|---------------|---------------|
| | | |
| | 19,082,390.24 | 14,954,863.11 |
| | 900,000.00 | 380,000.00 |
| | 19,982,390.24 | 15,334,863.11 |

6

| | | |
|--|--------------|---------------|
| | | |
| | | 11,174,000.00 |
| | 4,250,000.00 | |
| | 4,250,000.00 | 11,174,000.00 |

75**1**

| | | |
|---|------------------|------------------|
| | | |
| 1 | -- | -- |
| | 1,794,035,106.58 | 7,577,607,673.13 |
| | | |

| | | |
|--|----------------|----------------|
| | 222,125,187.16 | 65,132,229.03 |
| | 13,590,236.83 | -15,971,938.57 |
| | -82,745,990.75 | 48,855,347.65 |
| | | |

4

| | | |
|--|----------------|----------------|
| | | |
| | 661,808,030.83 | 791,829,909.20 |
| | 1,894,524.07 | 1,979,731.26 |
| | 446,206,694.72 | 675,425,441.66 |
| | 213,706,812.04 | 114,424,736.28 |
| | | |

| | | | |
|--|---------------|------|---------------|
| | | | 29,267,050.34 |
| | 145,895.12 | 6.77 | 988,351.87 |
| | 32,582,148.67 | 0.87 | 28,278,698.47 |
| | | | 899,360.40 |
| | 1,036,225.00 | 0.87 | 899,360.40 |

2

| | | | |
|--|--|--|--|
| | | | |
| | | | |

79

80

1

1

2

3

5

6

2

1


2

3

3

4

í 0\$ë>(ř8öŸP



The image shows a large rectangular area that is mostly greyed out, suggesting redacted content. In the bottom right corner of this area, there is a small white square. To the left of this main area, there is a small grey rectangular block. The overall appearance is that of a document page where most of the content has been obscured for security or privacy reasons.

| | | | | | | | | | | | | |
|--|------|--|--|-------|--|-------|--|--|--|--|--|--|
| | 0.00 | | | 04 18 | | 22.43 | | | | | | |
|--|------|--|--|-------|--|-------|--|--|--|--|--|--|

5

1

| | | | | | | | |
|---|--|--|---------|----------------|--|---------|--------|
| | | | | | | | |
| 1 | | | 2016 12 | | | 100.00% | |
| 2 | | | 2016 12 | 100,000,000.00 | | | 95.27% |

| | 61 | | 83.32% | | |
|---------|---------|--|---------|--|--|
| 6405 | 233 | | 100.00% | | |
| | 5 | | 100.00% | | |
| 1406 | 9 14 | | 100.00% | | |
| 4004-68 | 3 | | 100.00% | | |
| | | | 80.00% | | |



| | | | | | | |
|--|--|----|---|---------|---------|--|
| | | 15 | | 100.00% | | |
| | | | | 93.33% | | |
| | | | | 100.00% | | |
| | | | | 100.00% | | |
| | | 1 | 1 | 2 | 100.00% | |
| | | | | 324 | 100.00% | |

| | | | | | | |
|--|--|-----|---|---------|--|--|
| | | 557 | | 100.00% | | |
| | | | | 100.00% | | |
| | | | 5 | 100.00% | | |

| | | | | | | |
|--|--|--|--|---------|--|--|
| | | | | 100.00% | | |
|--|--|--|--|---------|--|--|

6

| | | | | | | |
|--|--|-----|--|---------|--|--|
| | | | | 100.00% | | |
| | | 423 | | 100.00% | | |

| | | | | | | |
|--|--|------|--|---------|--------|--|
| | | | | | | |
| | | 1008 | | 87.50% | 12.50% | |
| | | | | 100.00% | | |
| | | | | 100.00% | | |
| | | | | 100.00% | | |
| | | 200 | | 100.00% | | |

2017


| | | | | | |
|--|--|--|--|---------|--|
| | | | | | |
| | | | | 100.00% | |

| | | | | | | |
|--|--|--|--|---------|--|--|
| | | | | | | |
| | | | | 100.00% | | |
| | | | | 100.00% | | |
| | | | | 100.00% | | |
| | | | | 100.00% | | |

100.00%

| | | | | | | |
|--|--|--|--|---------|--|--|
| | | | | | | |
| | | | | 100.00% | | |
| | | | | 100.00% | | |
| | | | | 100.00% | | |

| | | | | | | |
|--|--|----------|--|---------|--|--|
| | | 10 11 12 | | | | |
| | | | | 100.00% | | |
| | | 75 | | 100.00% | | |



2017

100.00%



| | | | | | | | | | | | | |
|--|--|--|--|--|--|--|--|--|--|--|--|--|
| | | | | | | | | | | | | |
|--|--|--|--|--|--|--|--|--|--|--|--|--|

66,348,0 53,731,9 120,079, 109,047, 109,047, 97,066,0 54,726,6 151,792,
 21.74 30.65 952.39 354.95 354.95 13.79 05.55 6EMC.

| | | | | | | | | | | | | |
|--|--|--|--|--|--|--|--|--|--|--|--|--|
| | | | | | | | | | | | | |
|--|--|--|--|--|--|--|--|--|--|--|--|--|

| | 4,499,331,270.60 | 1,426,085,267.20 | 1,426,085,267.20 | 879,566,991.34 | 5,228,998,956.38 | 2,218,887,960.59 | 2,218,887,960.59 | 2,134,862,653.84 |
|--|------------------|------------------|------------------|----------------|------------------|------------------|------------------|------------------|
| | 225,945,441.68 | -60,312,592.09 | -60,312,592.09 | -61,697,440.33 | 268,879,909.82 | 40,852,461.04 | 40,852,461.04 | 36,162,799.46 |
| | 278,286,670.79 | 12,798,998.63 | 12,798,998.63 | 17,083,232.42 | 330,523,693.54 | 97,196,524.78 | 97,196,524.78 | 99,679,464.04 |
| | 92,484,404.34 | -29,966,578.51 | -29,966,578.51 | -24,984,344.52 | 173,998,985.75 | 13,977,672.94 | 13,977,672.94 | 16,634,247.86 |

279,232,479.32 -56,526,077.81 -56,526,077.81

| | | | | | | | | |
|--|----------------|---------------|---------------|----------------|----------------|---------------|---------------|---------------|
| | 211,708,700.54 | 32,335,153.93 | 32,335,153.93 | -46,033,283.37 | 282,343,654.88 | 77,839,340.50 | 77,839,340.50 | 36,532,645.96 |
|--|----------------|---------------|---------------|----------------|----------------|---------------|---------------|---------------|

194,719,056.95 5,658,239.89 5,658,239.89 -55,869,826.75 274,168,037.23 52,397,819.06 52,397,819.06 7,001,665.87



5

6

7

8

4

5

6

1

2

6

1

2

1

| | 2017/6/30 | 2016/12/31 |
|-----|------------------|------------|
| 2-3 | 1,000,000,000.00 | - |
| 3-5 | 496,223,439.21 | - |
| | 1,496,223,439.21 | - |

3

1

2

| | 2017/6/30 | 2017/6/30 | 2017/6/30 | 2017/6/30 |
|--|---------------|---------------|---------------|---------------|
| | 2,072,767.45 | 14,041,755.84 | 145,895.12 | 988,351.87 |
| | 44,038,493.00 | 38,221,888.85 | 33,618,373.67 | 29,178,058.88 |

0.5%

| | | |
|--|-----------|------------|
| | 2017/6/30 | 2016/12/31 |
|--|-----------|------------|

2017 6 30

2017 6 30

2017 6 30

3

2007 6 8

2007 21

4

5

6

7

8

9

1

16.76 %

2

3

328,546,649.13 1,330,000,000.00

6

1

| | | 9,455.63 | 472.78 | | | |
|--|--|-----------|----------|------------|--|--------|
| | | 1,635.67 | 81.78 | 13,280.40 | | 664.02 |
| | | 1,270.43 | 63.52 | | | |
| | | 41,205.18 | 2,060.26 | 103,525.00 | | 176.25 |
| | | 1,511.03 | 75.55 | | | |
| | | 9,236.28 | 461.81 | | | |
| | | 1,423.08 | 71.15 | | | |
| | | 65,737.30 | | 116,805.40 | | |

| | | | |
|--|--|----------------|----------------|
| | | 171,200.00 | |
| | | 407,663.00 | 231,758.00 |
| | | 177,500.00 | 326,000.00 |
| | | 3,095,863.93 | 2,326,853.41 |
| | | 10,000.00 | 34,580.00 |
| | | 9,000.00 | 9,000.00 |
| | | 2,195,634.75 | 1,626,576.00 |
| | | 170,454,750.00 | 170,454,750.00 |
| | | 78,600.00 | 122,100.00 |
| | | 176,021,348.68 | 174,899,859.41 |

| | | | | | | | | | | | | |
|----|------|------|---|------|---|-----------|------|---|----|------|---|-------------------|
| | 2006 | 11 | 9 | 2008 | 4 | 7 | 2009 | 1 | 23 | 2012 | 3 | 6 |
| H5 | | H5N1 | | Re1 | | | | | | H5N1 | | Re-5 |
| | | | | H5N1 | | Re-5+Re-4 | | | | | | H5N1Re-6+H9N2Re-2 |

2017 6 30

2

1

2

3

()

7

1 2016 2016
 29,852,620 A 38.87 /
 1,160,371,339.40
 2016 2016

2016 2017
 45,477,053 25.40 / 2017
 8 4 " [2017]749 "
 2 4 2013

2013 158
 2015 4 2017

2019 4 2016
 4 4
 2017 6 30 2017 6 30

4
 2017 6 30 9,354.03 5,160.72
 1,984.65 1,508.57 5,516.24 2017
 20,523.53 2,284.25
 (3) " "

8 10 2017 6 13

2017-061 2017 8 7 2017 8 8
 2017-75

8

" " 2016
 " " 2017 4 30
 " 2017 852 "

2017 6
20,280,000.00

1

1

| | 15,894.50 | 100.00% | 794.72 | 5.00% | 15,099.78 | 95,893.04 | 100.00% | 4,794.65 | 5.00% | 91,098.39 |
|--|-----------|---------|--------|-------|-----------|-----------|---------|----------|-------|-----------|
| | 15,894.50 | 100.00% | 794.72 | 5.00% | 15,099.78 | 95,893.04 | 100.00% | 4,794.65 | 5.00% | 91,098.39 |

| | | | | | | | | | | |
|--|--|--|--|--|--|--|--|--|--|--|
| | | | | | | | | | | |
|--|--|--|--|--|--|--|--|--|--|--|

2

0.00

3,999.93

| | | | | | | | | | | |
|--|-------------------|---------|--------------|-------|-------------------|-------------------|---------|--------------|-------|-------------------|
| | 20,403,851,667.69 | 100.00% | 4,423,459.00 | 0.02% | 20,399,428,208.69 | 11,070,117,484.19 | 99.99% | 2,801,010.80 | 0.03% | 11,067,316,473.39 |
| | | | | | | 363,171.75 | 0.01% | | | 363,171.75 |
| | 20,403,851,667.69 | 100.00% | 4,423,459.00 | 0.02% | 20,399,428,208.69 | 11,070,480,655.94 | 100.00% | 2,801,010.80 | 0.03% | 11,067,679,645.14 |

| | | | |
|-----|---------------|--------------|---------|
| | | | |
| 1 | | | |
| 1 | 9,940,922.28 | 497,046.11 | 5.00% |
| 1 2 | 29,120,187.15 | 2,912,018.72 | 10.00% |
| 2 3 | 1,073,250.80 | 321,975.24 | 30.00% |
| 3 4 | 761,303.36 | 380,651.68 | 50.00% |
| 4 5 | 292,563.75 | 234,051.00 | 80.00% |
| 5 | 77,716.25 | 77,716.25 | 100.00% |
| | 41,265,943.59 | 4,423,459.00 | 10.72% |

2

1,622,448.20

0.00

3**4**

| | 20,362,585,724.10 | 11,034,349,216.20 |
|--|-------------------|-------------------|
| | 548,039.50 | 75,953.30 |
| | 6,040,452.52 | 3,251,004.94 |
| | | 363,171.75 |
| | 5,837,039.14 | 2,209,388.00 |
| | 28,840,412.43 | 30,231,921.75 |
| | 20,403,851,667.69 | 11,070,480,655.94 |

5

| | | | |
|--|--|--|--|
| | | | |
|--|--|--|--|

| | | | | | | |
|--|---------------|--|--|---------------|--|--|
| | 5,000,000.00 | | | 5,000,000.00 | | |
| | 10,000,000.00 | | | 10,000,000.00 | | |
| | 72,000,000.00 | | | 72,000,000.00 | | |
| | 21,069,620.00 | | | 21,069,620.00 | | |
| | 9,000,000.00 | | | 9,000,000.00 | | |
| | 10,000,000.00 | | | 10,000,000.00 | | |
| | 8,000,000.00 | | | 8,000,000.00 | | |

| | | | | | | |
|--|---------------|--|--|---------------|--|--|
| | 10,000,000.00 | | | 10,000,000.00 | | |
| | 10,000,000.00 | | | 10,000,000.00 | | |
| | 5,000,000.00 | | | 5,000,000.00 | | |
| | 11,000,000.00 | | | 11,000,000.00 | | |
| | 10,000,000.00 | | | 10,000,000.00 | | |
| | 10,000,000.00 | | | 10,000,000.00 | | |
| | 10,000,000.00 | | | 10,000,000.00 | | |
| | 14,135,955.00 | | | 14,135,955.00 | | |
| | 10,200,000.00 | | | 10,200,000.00 | | |
| | 16,050,000.00 | | | 16,050,000.00 | | |
| | 12,490,000.00 | | | 12,490,000.00 | | |
| | 10,480,000.00 | | | 10,480,000.00 | | |
| | 9,500,000.00 | | | 9,500,000.00 | | |
| | 10,000,000.00 | | | 10,000,000.00 | | |
| | 10,000,000.00 | | | 10,000,000.00 | | |
| | 8,420,000.00 | | | 8,420,000.00 | | |
| | 34,352,000.00 | | | 34,352,000.00 | | |
| | 5,000,000.00 | | | | | |

| | | | | | | |
|--|---------------|--|--|---------------|--|--|
| | 10,000,000.00 | | | 10,000,000.00 | | |
| | 10,000,000.00 | | | 10,000,000.00 | | |
| | 10,000,000.00 | | | 10,000,000.00 | | |
| | 10,000,000.00 | | | | | |

| | | | | | | |
|--|---------------|--|--|---------------|--|--|
| | 35,281,600.00 | | | 35,281,600.00 | | |
| | 10,000,000.00 | | | 10,000,000.00 | | |
| | 10,000,000.00 | | | 10,000,000.00 | | |

1,500,000.00

| | | | | | | |
|--|--------------|--------------|--|---------------|--|--|
| | 1,500,000.00 | 2,500,000.00 | | 4,000,000.00 | | |
| | 4,510,000.00 | 3,000,000.00 | | 7,510,000.00 | | |
| | 4,000,000.00 | 6,000,000.00 | | 10,000,000.00 | | |

5,000,000.00

5

| | | |
|--|-------------------|------------------|
| | | |
| | 11,495,450,998.61 | 5,641,802,384.94 |
| | 695,715.95 | 921,988.79 |
| | | 1,647,690.20 |
| | -309,370.26 | 888,089.51 |
| | 38,655,987.21 | 31,479,534.50 |
| | 11,534,493,331.51 | 5,676,739,687.94 |

6

1

| | | |
|--|----------------|----|
| | | |
| | -9,720,541.56 | |
| | 44,180,850.52 | |
| | 185,092,708.39 | |
| | -18,989,858.75 | |
| | 47,275,664.33 | |
| | 771,715.95 | |
| | 152,515,778.32 | -- |

1

1

2

| | | / | / |
|--|-------|--------|--------|
| | 6.09% | 0.3468 | 0.3468 |
| | 5.58% | 0.3175 | 0.3175 |

3

1

2

3

4

